

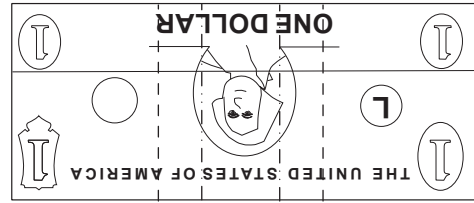
\$ Skull

© Created by Mike Jittlov - Diagrammed by Gilad Aharoni

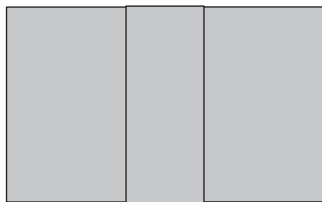
Intermediate
A US dollar bill makes a 4.5cm (2 inch) tall model.



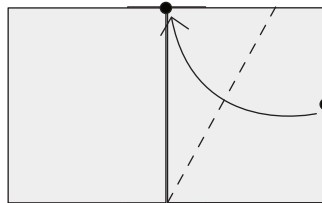
1. Mountain-fold and unfold, crease touching the frames of the 1s.



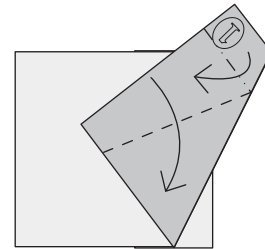
2. Pleat. The word "States" is framed between the mountain-folds.



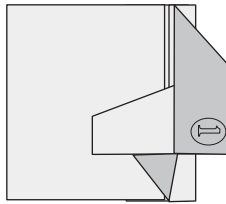
3. Turn over.



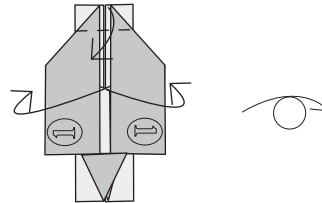
4. Right edge touches top center.



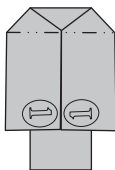
5. Swivel-squash. The mountain-fold is the crease from step 2. The long raw edge will be parallel to bottom edge.



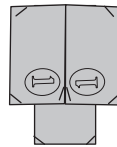
6. Repeat Step 5 on the left.



7. Swing flaps back, while squashing top. Turn over.



8. Mountain-fold.



9. Shaping of jaw, skull and nose.



Visit WWW.GILADORIGAMI.COM for more!